







BEITBRIDGE BORDER ACCESS TOLL FEES

CLASSIFICATION	INTERPRETATION	FEE (Incl VAT)
 MINIBUS	Means a vehicle with the carrying capacity or seating accommodation for not less than 8 but not more than 35 passengers.	\$40
 COACHES	Means a vehicle with the carrying capacity or seating accommodation of more than 35 passengers.	\$80
 LIGHT DELIVERY VEHICLE (LDV)	Light vehicle with or without trailer carrying commercial goods	\$80
 HEAVY VEHICLE	Motor vehicle exceeding 2300 kilograms net mass, but does not include a passenger motor vehicle having seating accommodation for less than eight passengers	\$115
 GOODS VEHICLE	A goods vehicle is classified as a rigid vehicle with 3 or more axles and a rigid vehicle with 2 axles towing a trailer	\$200
 ABNORMAL (LOAD) VEHICLE	A vehicle/train of vehicles the force of whose wheel/wheels attached to any single one of its axles exceeds 56 000 kilograms	\$344